


TECHNICAL DATASEET

BEF20BD


50 hz Diesel Generator



OUTPUT POWER

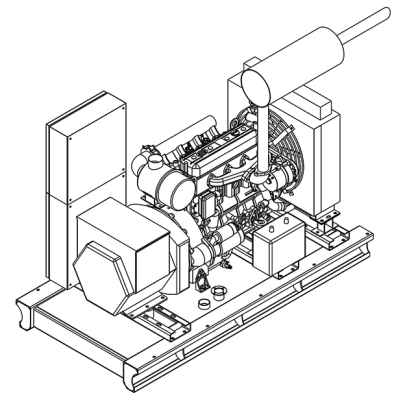
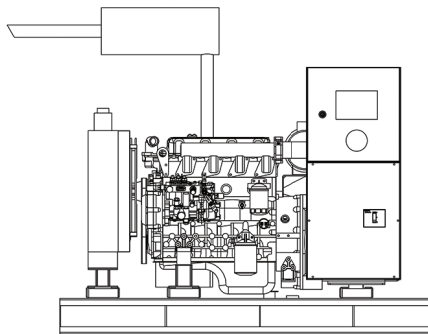
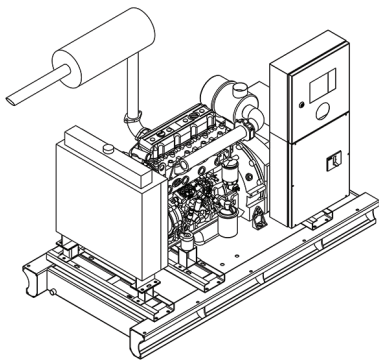
Standby Power
20,0 kVA

Prime Power
18,0 kVA



DIMENSIONS

	W x L x H (mm)	Weight	Fuel Tank Capacity
Canopied	830X2150X1380	746	100
Open Skid	830X1600X996	538	100



STANDBY POWER

Emergency standby power is defined as the maximum power available during a variable electrical power sequence, under the stated operating conditions, for which a generating set is capable of delivering in the event of a utility power outage or under test conditions for up to 200h of operation per year with the maintenance intervals and procedures being carried out as prescribed by manufacturers. The permissible average output over 24h of operation shall not exceed 70% of the ESP unless otherwise agreed by the engine manufacturer.

With standby rated generators there is no overload capability. (ISO8528-1 : 2018)

PRIME POWER

Prime power is defined as being the maximum power which a generating set is capable of delivering continuously while supplying a variable electrical load when operated for an unlimited number of hours per year under the agreed operating conditions with the maintenance intervals and procedures being carried out as prescribed by the manufacturer. The permissible average power output, over 24 h of operation shall not exceed 70 % of the Prime power unless otherwise agreed by the RIC engine manufacturer.

Unless otherwise stated, and taking into account the site operating conditions (refer to the manufacturer data sheet), a 10 % overload power is permitted for a period of one hour with or without interruptions, within 12 hours of operation. (ISO8528-1 : 2018)

CONTINUOUS POWER

Continuous power is defined as being the maximum power which the generating set is capable of delivering continuously while supplying a constant electrical load when operated for an unlimited number of hours per year under the agreed operating conditions with the maintenance intervals and procedures being carried out as prescribed by the manufacturer. (ISO8528-1 : 2018)

TECHNICAL DATASEET

BEF20BD

50 hz Diesel Generator



ENGINE

Brand		BAUDOUIN
Model		4M06G20/5
Cylinder Configuration		In-Line
Number of cylinders		4
Cylinder Volume		2,3
Bore		89
Stroke		92
Compression Ratio		17,5:1
Ventilation Type		Natural Aspiration
Governor Type		Electronic
Cooling Type		Water
Tođlam Cooling Capacity	<i>lt</i>	8,6
Total Oil capacity	<i>lt</i>	9,5
Electrical System (DC)		12
Speed/Frequency	<i>rpm/Hz</i>	1500/50
Engine Power	<i>kW</i>	20
110% Fuel Consumption at Load	<i>lt</i>	5,2
Fuel Consumption at 100% Load	<i>lt</i>	4,7
75% ESP Fuel Consumption at Load	<i>lt</i>	3,6
50% ESP Fuel Consumption at Load	<i>lt</i>	2,6
Exhaust Exhaust Temperature	<i>°C</i>	N/A
Exhaust Gas Flow	<i>m³/min</i>	4,5
Combustion Air Flow	<i>m³/min</i>	1,38
Cooling Fan Flow	<i>m³/min</i>	63

ALTERNATOR

Number Of Phases	3
Power Factor	0,8
No of Bearings	Single
No of Poles	4
No of Leads	6-12
Insulation Class	H
Degree of Protection	IP23
Excitation System	AVR

BEF20BD

50 hz Diesel Generator



STANDARD EQUIPMENTS

ENGINE BEF generator has a wide engine range. In BEF generator sets, leading engine brands that have state of the art technology and have compliance with ISO 8528, ISO 3046, BS 5514, DIN 6271 standarts, are being used. Low fuel consumption, high first step load capacity and common spare parts are the prominent features.

ALTERNATOR In BEF generator sets, the using alternators are leading alternator brands. All alternators are pass necessary test process in mentioned IEC60034, BS4999-5000, VDE0530. There is no need bearing maintenance.

CONTROL PANEL Standard control panel, that is used in BEF generator sets, ensures comfortable and safe usage. All measured and statistical parameters, operating modes, notice and alarms and condition of generator, are monitored easily from the control panel. On the front of the panel's metal body has electronic control module and the emergency stop button and the panel's metal body is made of steel sheet and is painted with electrostatic powder paint. The customer can monitor all fault in control panel screen.

CHASSIS AND FUEL TANK Chassis is manufactured from steel that has features and durability for carrying burden of generator set. All chassis contain lifting lugs. All chasis design and manufacturing are done by BEF generator in our own facility. All fuel tanks are made pressure test. The customer can see fuel level on fuel tank in all BEF generators.

COOLING SYSTEM All BEF generators are ready to work in high temperatures or low temperatures. All designs and equipment simulations are made by R&D team in BEF power.

BEF20BD

50 Hz Diesel Generator



CANOPY FEATURES

In BEF power, all canopies are produced in BEF facility. All canopies are modular type, canopy installation executed with screw and nut, without welding process.

The canopies are designed for easy maintenance and satisfy the customers' all need.

Emergency stop button and control panel inspection window are standart equipments in BEF power.

Depend on request, BEF power can make container type canopy.

OPTIONAL EQUIPMENTS

Some optional equipments that BEF power provides with generator sets,

- Cold climate package
(Panel heater, alternator heater, webasto, oil heater, fuel heater etc.)
- Hot climate package
(Tropical type radiator, industrial type air conditioning)
- Remote radiator applications
- Synchronisation Systems (Generator – generator, generator – mains)
- Double bearing alternators
- Air starting systems
- Pre lubrication systems
- Above ground – under ground fuel tanks
- Fuel automation systems
- Residential or critical type silencer
- PMG or AREP excitation systems
- High voltage alternators
- Seismic solutions
- Digital voltage regulator
- Protection circuit breakers
- Synchronisation panels, transfer panels (3 pole or 4 pole)
- Special painting for harsh climate

BEF POWER generator sets are produced in accordance with TSE, CE, ISO9001, ISO14001 standards.

Technical information and values are according to ISO8528, ISO3046, IEC 60034, BS 4999-5000, VDE 0530 standards.

Due to a policy continuous improvement BEF Power reserves the right to amend details and specifications without notice and all information given is subject to the BEF POWER's current condition of sales. © BEF

TBA: To Be Asked TBD: To Be Determined NA: Not Available N/A: Not Applicable